

Allow pop-ups?

2/27/2018

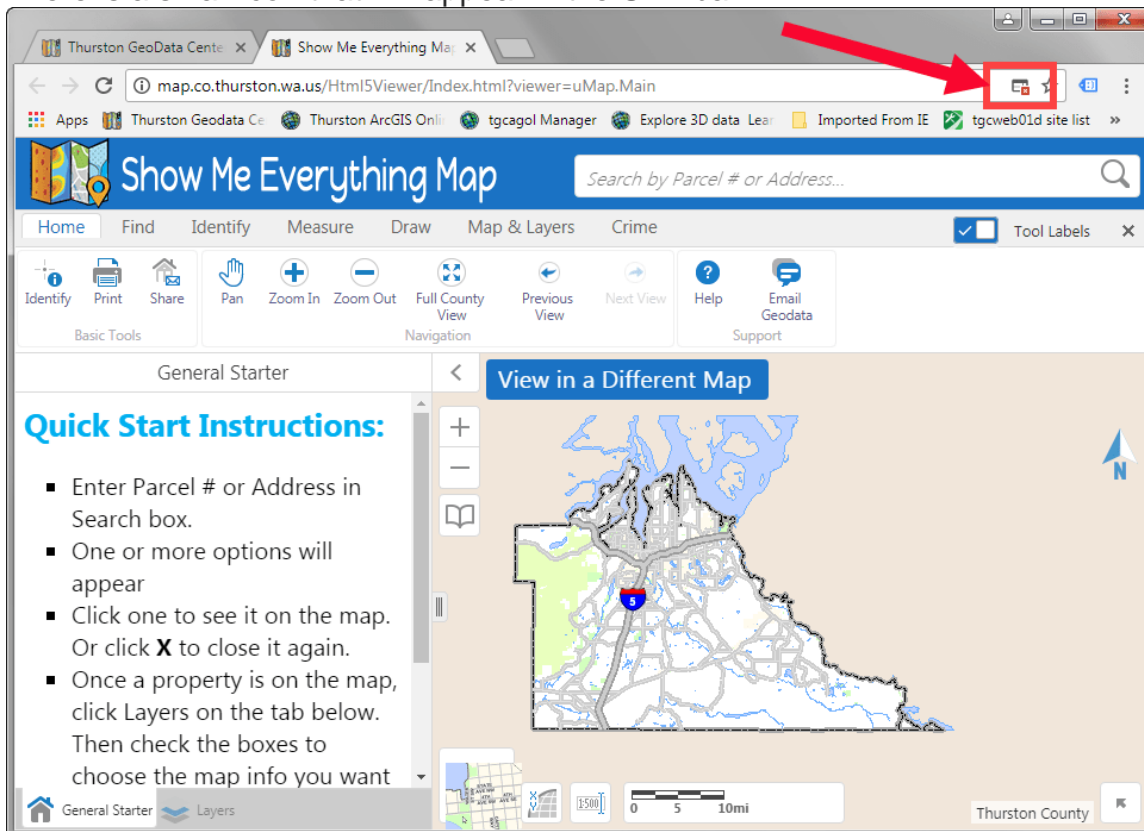
When trying to perform a task in map, it does not seem to work, and this is often because you have not set our mapping site up as an allowable pop-up site in your specific browser.

For example, when you choose “View in a Different Map” a new browser tab should open that loads the new viewer. We are finding that people with pop-up blockers in their browsers are not getting the new tab and the browser isn’t always telling them that a pop-up has been blocked.

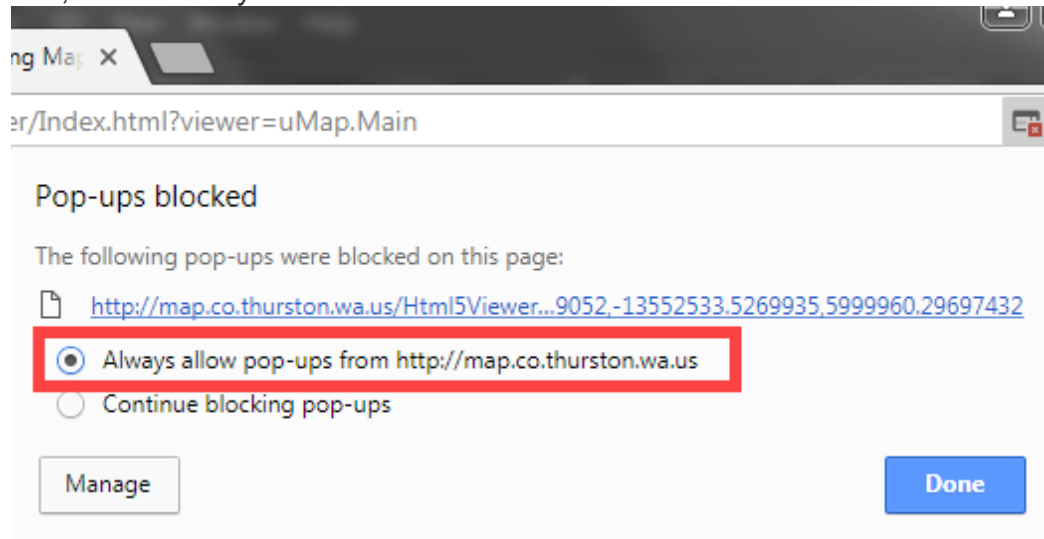
Here are some of the different browser fixes for this issue in our most popular browsers: [Chrome](#) | [Internet Explorer](#) | [Safari](#) | [Edge](#) | [Firefox](#)

Chrome

There is a small icon that will appear in the URL bar:



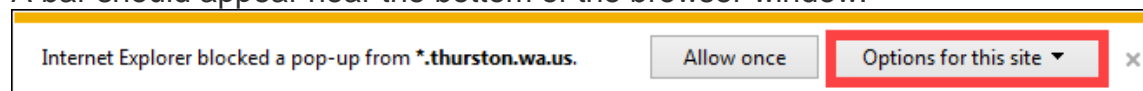
Click on it and a small window should open asking if you want to allow pop-ups from our site, Click “Always allow...” and done:



Try “View in a Different Map” and it should work.

Internet Explorer

A bar should appear near the bottom of the browser window:




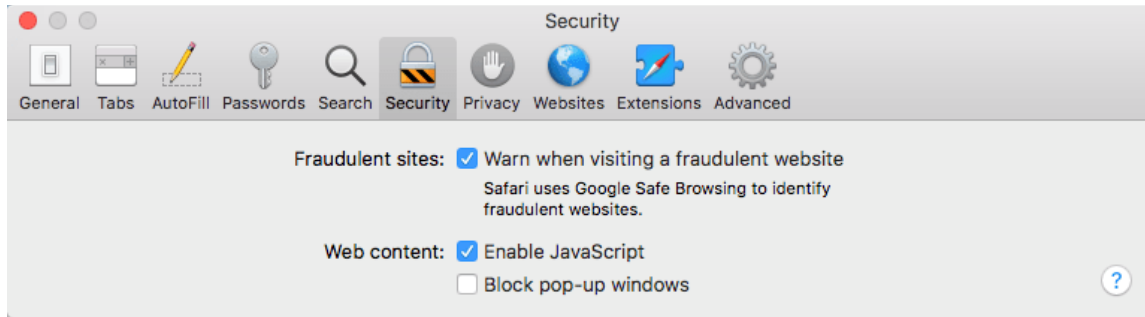
Click on “Options for this site” and “Always allow”. Try “View in a Different Map” and it should work.

Safari

This browser does not give you warning, but just does not open up a new tab or site, so it just does nothing when you click on a pop-up link.

With Safari, you don't have the option to filter out which sites are OK for pop-up and which are not. Either you have allow pop-up turned on or off. In our case we would need this to be set so you can do pop-ups:

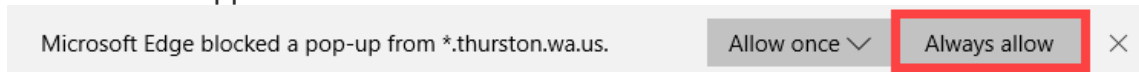




Make sure Block pop-up windows is unchecked. Now try “View in a Different Map” and it should work.

Edge

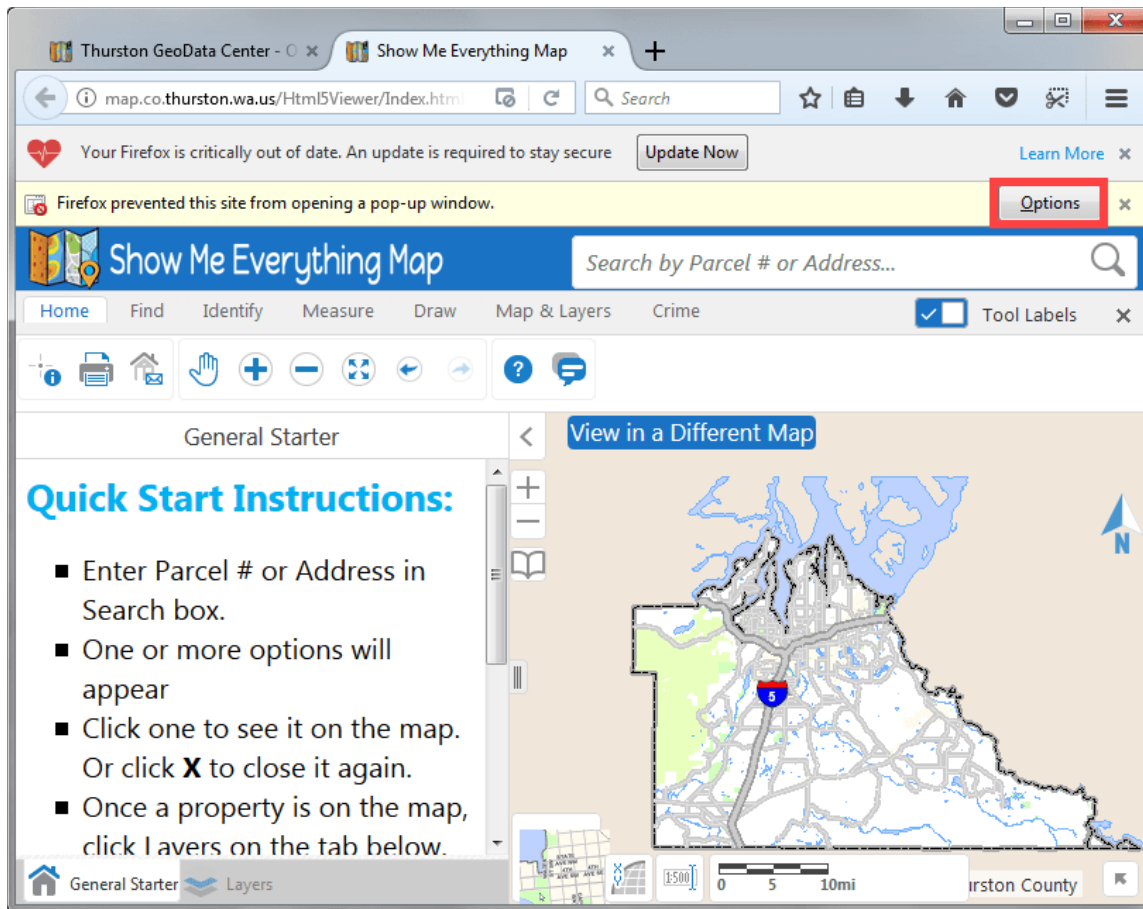
A bar should appear near the bottom of the browser window:



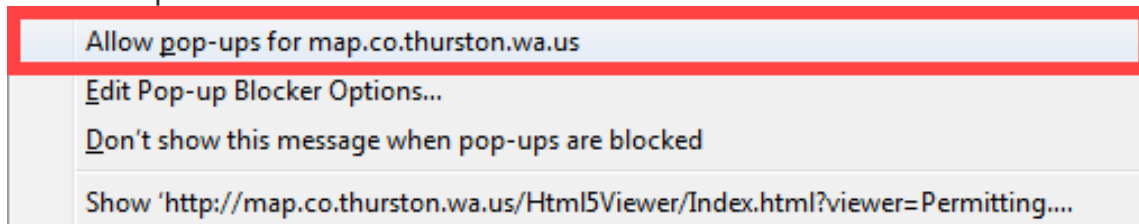
Click on “Options for this site” and “Always allow”. Try “View in a Different Map” and it should work.

Firefox

You get a warning at the top of the browser page:



Click on Options



Try "View in a Different Map" and it should work.